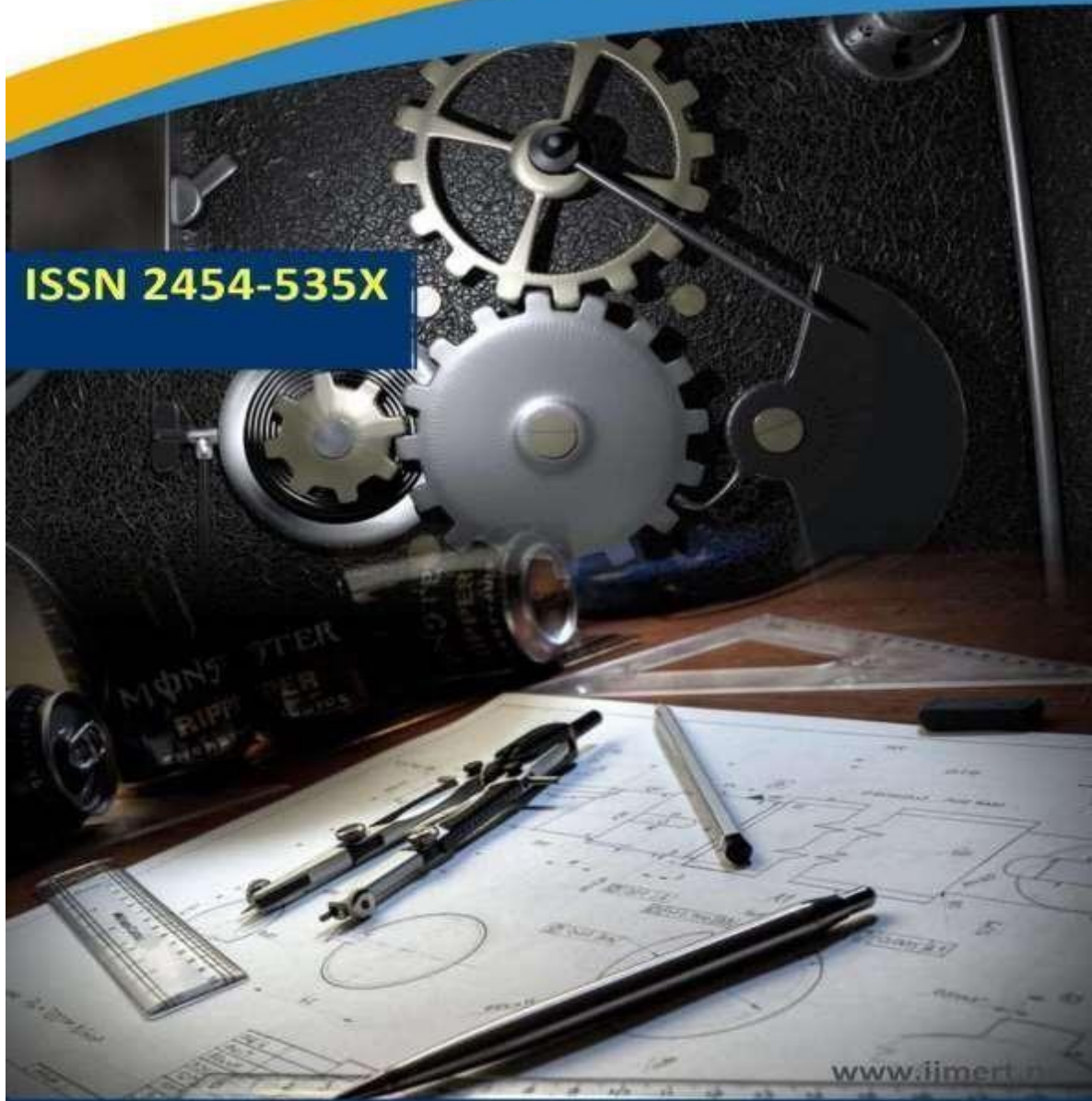




International Journal of
Mechanical Engineering Research and Technology

ISSN 2454-535X



www.ijmert.net

Email ID: info.ijmert@gmail.com or editor@ijmert.net

WIND POWER GENERATION WITH TRANSFORMER LESS OPERATION WITH CSI IN OFFSHORE CONDITION

D.Ramesh¹, N.Shiva prasad²,K.Santhosh³

¹Assistant Professor,Department of EEE,BRILLIANT GRAMMAR SCHOOL EDUCATIONAL SOCIETY'S GROUP OF INSTITUTIONS-INTEGRATED CAMPUS Abdullapurmet (V), Abdullapurmet (M), R.R Dt. Hyderabad.

²Assistant Professor,Department of EEE,BRILLIANT GRAMMAR SCHOOL EDUCATIONAL SOCIETY'S GROUP OF INSTITUTIONS-INTEGRATED CAMPUS Abdullapurmet (V), Abdullapurmet (M), R.R Dt. Hyderabad.

³UG Student,Department of EEE,BRILLIANT GRAMMAR SCHOOL EDUCATIONAL SOCIETY'S GROUP OF INSTITUTIONS-INTEGRATED CAMPUS Abdullapurmet (V), Abdullapurmet (M), R.R Dt. Hyderabad.

ABSTRACT:

Offshore wind ranches along with series-interconnected constructs are actually encouraging setups since cumbersome as well as expensive overseas substations may be done away with. Within this newspaper, a medium frequency transformer (MFT)-located wind electricity transformation unit is actually recommended for such wind ranches based upon present resource converters. The here and now arrangement includes a medium voltage long-lasting magnetic simultaneous electrical generator that is actually hooked up to a low-priced passive rectifier, an MFT-based cascaded converter, as well as an onshore present resource inverter. Aside from meeting typical management goals (max energy factor monitoring, dc-link present management, and also responsive electrical power rule), this research study undertakings to make certain uniformly circulated electrical power as well as current sharing one of the component elements offered the poured framework from the MFT-based converter. Furthermore, this study extensively reviews the quality

from decoupling in between the voltage/power harmonizing from the mobile converter and also the various other command goals. Ultimately, each likeness as well as speculative end results is actually offered to demonstrate the functionality from the recommended body.

Keywords: *Wind power generation, PMSG, Speed, Transformerless, BESS, Non linear load, MFT.*

1. INTRODUCTION:

The environmental influence (efficient in being actually listened to shout as well as graphic influence) is actually excess in overseas uses. On the ground from the affiliation tactics for spin generators in overseas wind cattle ranches as well as the premiums from the capability to become shared, the wind vigor modification structure (WECS) planned in composing and also realized practically could be purchased in to 4 kinds. Alongside a/c organization and also higher current rotating existing (HVAC) gear box devices, lateral central air conditioning affiliation as well as

higher current straight present (HVDC) gear box bodies, laterally dc affiliation as well as HVDC gear box units, as well as setup dc organization and also HVDC gear box units. The HVAC structure proves out for app where the gear box different is actually less than FIFTY kilometers, while HVDC platform policies the market place when the gear box eliminate is actually longer compared to FIFTY kilo meters. All from these setups other than the 4th one demand overseas substation which is actually incredibly substantial and also outrageous. Besides taking into consideration unwavering high quality

and also efficiency as basic imperatives for all seaside modification units, the opinions and also body weights from the portions are actually particularly essential for overseas structure. The accumulated mass from the platform that is actually influenced due to the overseas substation completely affects the price as well as varied attribute from the foreign wind grows. In this particular way, the 4th one (plan dc affiliation as well as HVDC gear box platform) is actually steadily underscored in check out because of that this could save entirely set you back due to the fact that the awkward as well as costly foreign substation may be thrown away. This hefty as well as hefty transformer substantially boosts the body weight as well as loudness from the nacelle in addition to technical worry from the high rise. Nowadays elements could manage greater

existing as well as current rankings, the electrical power reduction lessens and also the gadgets come to be much more trustworthy for the command from megawatt range electrical power because of the energy electronic devices as a quickly establishing innovation. The cost is actually still reducing, and also energy converters are actually ending up being much more eye-catching which suggests strengthening the efficiency from renewable energy production units. The sale from an input HVAC energy at a provided regularity as well as current to a result energy at various regularity and also current may be secured along with stationary circuits known as electrical power converters, consisting of manageable electrical power digital units. Several energy converters have actually been actually built to satisfy the demands from the renewable energy creation. Each from

all of them possesses some perks as well as some downsides. The typical converter current degree remains in the variety of 380- 690 V as a result of the reduced power generator current ranking as well as using two-level converter geography.

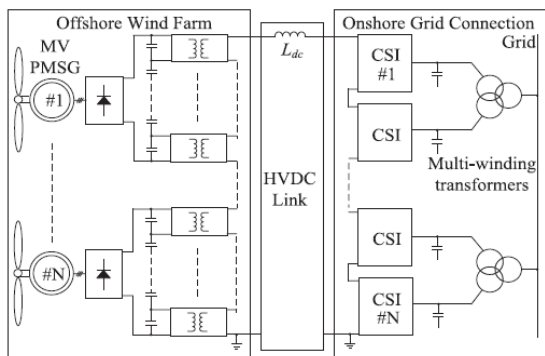


Fig.1.1. Block model diagram.

2. PREVIOUS STUDY:

On the manner from the hookup systems from wind generators in foreign wind ranches and also the attributes from the electrical power to become provided, the wind electricity transformation body managed in literary works and also applied almost

could be categorized in to 4 styles: identical a/c relationship and also higher current varying existing gear box units, identical hvac hookup as well as higher current straight present (HVDC) gear box bodies, identical dc relationship as well as HVDC gear box devices, as well as set dc link and also HVDC gear box devices. The HVAC device appropriates for app where the gear box range is actually less than FIFTY kilometers, while HVDC unit controls the marketplace when the gear box proximity is actually longer in comparison to FIFTY kilometers. All these arrangements apart from the 4th one (set dc link as well as HVDC gear box body) require overseas substation which is actually incredibly cumbersome as well as pricey. Other than taking into consideration integrity as well as effectiveness as principal required for all onshore

transformation bodies, the impacts and also body weights from the elements are actually specifically essential for overseas commercial infrastructure. Offshore wind ranches along with series-interconnected constructs are actually encouraging arrangements due to the fact that large and also pricey overseas substations may be done away with. In this particular newspaper, a tool regularity transformer (MFT)- located wind electricity transformation body is actually recommended for such wind ranches based upon present resource converters. The here and now arrangement is composed of a channel current long-lasting magnetic simultaneous electrical generator that is actually hooked up to a low-priced passive rectifier, an MFT-based cascaded converter, and also an onshore existing resource inverter. Other than meeting standard

command purposes (optimum electrical power aspect monitoring, dc-link present command, and also sensitive electrical power rule), this research ventures to make sure equally dispersed energy as well as current sharing amongst the component elements provided the poured framework from the MFT-based converter. Additionally, this study completely goes over the attribute from decoupling in between the voltage/power harmonizing from the mobile converter as well as the various other management goals. Ultimately, each likeness and also speculative end results are actually delivered to show the efficiency from the suggested unit.

3. PROPOSED SYSTEM:

A medium-frequency transformer (MFT)-located wind power sale unit is actually recommended for such

wind ranches according to present resource converters. Today setup includes a channel current long-lasting magnetic simultaneous power generator that is actually attached to an inexpensive passive rectifier, an MFT-based cascaded converter, as well as an onshore present resource inverter. The mobile converter participates in critical jobs in the suggested WECS. Initially, this is actually favorable for obtaining both MPPT and also grid-side command. Second, MFT is actually hired due to the electrical generator protection problem which has actually been actually talked about in the previous area, hence certainly not repetitive listed here. As opposed to making use of cumbersome low-frequency transformers, MFTs are actually hired offered their conveniences from higher electrical power quality and also effortless foreign building and

construction. On top of that, a mobile concept is actually applied according to an amount of tissues that are actually attached in set at the input and also outcome. In comparison to a singular MFT, such layout helps in reducing the concern from application as being one transformer make up just one component of a megawatt-level energy. The mobile style from the converter likewise gains from the option from inexpensive, low-voltage shifting units as opposed to high-voltage ones. Enhancing operating regularity causes a huge decline in measurements and also body weight from the transformer. Second, MFT is actually used due to the electrical generator protection problem which has actually been actually talked about in the previous area, therefore certainly not repetitive listed here. As opposed to utilizing huge low-frequency transformers, MFTs are

actually hired offered their perks from higher electrical power thickness as well as effortless overseas development. Additionally, a mobile concept is actually executed according to a variety of tissues that are actually hooked up in set at the input as well as outcome. As opposed to a singular MFT, such layout helps in reducing the trouble from execution as being one transformer represent a single aspect of a megawatt-level electrical power. The problem stemming from the protection style from high-power MFT. In apps from series-connected wind ranch, the optimal ability the transformer needs to endure is actually the total gear box degree. This is actually a considerable problem as its own significant result on the dimension from the transformer. For that reason, virtual, a maximum style needs to be actually a tradeoff in between procedure

regularity and also dimension to attain a greatest general functionality which is actually certainly not taken care of within this research. A 4000-V PMSG-based WECS exists to emphasize the concept procedure.

4. SIMULATION RESULTS:

One convenience from a mobile converter is its own command program could be streamlined that basic elements discuss the exact same management. This implies the travel signs for S11, S21.....S51 are actually exact same (find Fig.) therefore are actually various other changes. Below, our company have element 1 as an instance to explain the procedure guideline. The regular phase-shifted inflection program is actually used where all the changes work along with repaired FIFTY% role pattern, while the period from the

2nd lower leg is actually moved to transmit the electrical power.

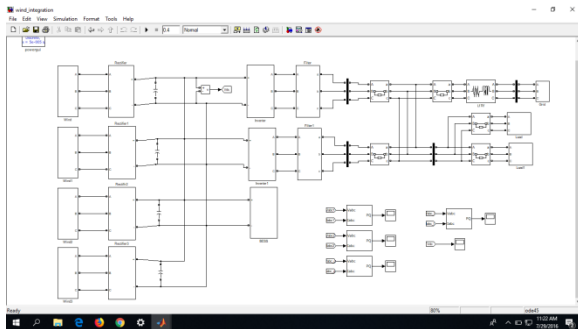


Fig.4.1. Simulation circuit.

The responsive electrical power management in Fig. highlights the total management plan from the planned WECS, where MPPT and also input capacitor current equilibrium command are actually obtained along with the generator-side converter, while minimal dc-link existing as well as responsive energy management are actually moderated due to the grid-side CSI. All the icons utilized in the rest this newspaper relates those demonstrated in this number.



Fig.4.2. voltage across the grid.

At that point, the program that uses simply the mentioned popular role pattern common undercoated procedures along with erratically circulated electrical power one of the component elements as well as a discrepancy in the input capacitor currents. For that reason, exclusive focus needs to be actually paid off to the capacitor current harmony and also electrical power sharing from the plunged converter.

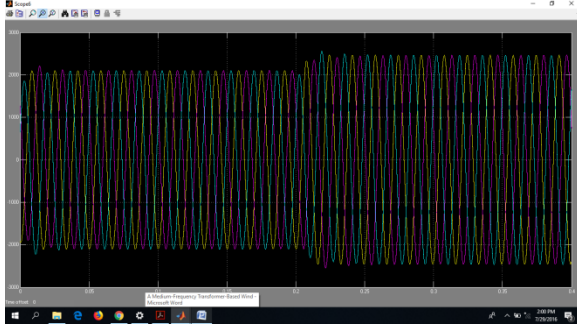


Fig.4.3.Output voltage across the Load.

5. CONCLUSION:

An MFT-based WECS is actually recommended for CSC located offshore wind ranches. The recommended setup is actually made up from an MV PMSG, a static rectifier, a mobile MFT located converter, and also a CSI. That is actually identified through: 1) no foreign substation; 2) higher electrical power thickness because of the adaption from a mobile MFTs rather than a low-frequency transformer; 3) higher stability as well as versatility as a result of using a mobile converter; as well as 4) all the benefits from a CSC. Besides typical

command goals (MPPT, dc-link existing, and also sensitive energy management) from a WECS, added attempt is actually produced to guarantee an equally circulated electrical power and also current sharing with the element components. The attribute from decoupling in between voltage/power harmony command as well as the various other management purposes is actually evaluated too. Eventually, likeness as well as speculative confirmation are actually supplied to display the converter's functionality from the made a proposal WECS.

REFERENCES:

- [1] A. Faulstich, J. Stinke, and F. Wittwer, "Medium voltage converter for permanent magnet wind power generators up to 5 MW," in Proc. Eur. Conf. Power Electron. Appl. (EPE), Dresden, Germany, 2005, p. 9-P.9.

- [2] S. Kouro et al., “Recent advances and industrial applications of multilevel converters,” *IEEE Trans. Ind. Electron.*, vol. 57, no. 8, pp. 2553–2580, Aug. 2010.
- [3] V. Yaramasu and B. Wu, “Model predictive decoupled active and reactive power control for high-power grid-connected four-level diode-clamped inverters,” *IEEE Trans. Ind. Electron.*, vol. 61, no. 7, pp. 3407–3416, Jul. 2014.
- [4] J. Li, S. Bhattacharya, and A. Huang, “A new nine-level active NPC (ANPC) converter for grid connection of large wind turbines for distributed generation,” *IEEE Trans. Power Electron.*, vol. 26, no. 3, pp. 961–972, Mar. 2011.
- [5] A. Zuckerberger, D. Weinstock, and A. Alexandrovitz, “Single-phase matrix converter,” *IEE Proc. Electr. Power Appl.*, vol. 144, no. 4, pp. 235–240, Jul. 1997.
- [6] J. Wang, D. Xu, B. Wu, and Z. Luo, “A low-cost rectifier topology for variable-speed high-power PMSG wind turbines,” *IEEE Trans. Power Electron.*, vol. 26, no. 8, pp. 2192–2200, Aug. 2011.
- [7] B. Wu, *High-Power Converters and AC Drives*. New York/Piscataway, NJ: Wiley/IEEE Press, 2006.
- [8] Z. Chen, “Compensation schemes for a SCR converter in variable speed wind power systems,” *IEEE Trans. Power Del.*, vol. 19, no. 2, pp. 813–821, Apr. 2004.
- [9] P. Tenca, A. A. Rockhill, T. A. Lipo, and P. Tricoli, “Current source topology for wind turbines with decreased mains current harmonics, further reducible via functional minimization,” *IEEE Trans. Power Electron.*, vol. 23, no. 3, pp. 1143–1155, May 2008.

ABOUT AUTHORS:



BHUKYA BINDU Studying M.Tech in the stream of Electrical Power Electronic Stream at narsimha reddy engineering college.



L. PHANI KUMAR is currently working as an Assistant professor of Electrical and Electronics Engineering at Narsimha Reddy Engineering College, Kompally, Hyderabad. He obtained his M.Tech in the stream of

Power Electronics in 2012 from PRRM Engineering College. His areas of interest are Power Electronics, Electrical Machines.